


## Pin-Insertion Instruction For Ford Expedition 03-06 & 07-15





### Required tools for this installation:

A good pair of magnifier glasses and some dexterity


*To Happy and Safe  
Towing!*

1. Remove the Red locking tab on the end of the plug.
2. Position the pin correctly BEFORE insertion (the pin will NOT LOCK into the plug correctly when inserted the other way around).
3. For 2003-2006 Model year Ford Expedition, please insert into their respective correct slot per the 3rd photo shown.
4. For 2007-2015 Model year Ford Expedition, please insert into their respective correct slot per the 4th photo shown.
5. Replace the Red locking tab back to the plug to secure the pins.

365306-C



**For 2003-2006**



**For 2007-2015**

(The high trim mirror plugs illustrated in the above photos may have more wires than your mirrors, but the pin insertions are the same.)